

DROPLET SIZE AND VELOCITY MEASUREMENTS

for Tav-Tech Ltd

(REPORT to Tav-Tech Ltd., ISRAEL)

by

Dr. Vitaly Ovcharenko

Prof. Yeshayahou Levy

Turbo and Jet Engine Laboratory

Faculty of Aerospace Engineering

Technion-Israel Institute of Technology, Haifa

JTL 002-07-2015

סעיף אחריות:

למען הסר ספק מודגש בזאת כי הטכניון ו/או מוסד הטכניון – אינם ולא יהיו אחראים לכל פגיעה ו/או נזק ו/או הוצאות ו/או הפסד, מכל סוג ומין, שנגרם או עלול להיגרם לרכוש ו/או לגוף, כתוצאה ישירה או עקיפה, למקבל הדו"ח או לצד ג' כלשהו, עקב דו"ח זה או בהקשר אליו, לרבות בשל יישום האמור בו.

July 2015

DROPLET SIZE AND VELOCITY MEASUREMENTS

PDPA/LDV measurements

TSI, Incorporated the Phase Doppler Particle Analyzer/Laser Doppler Velocimeter (TSI PDPA/LDV) system is an optical technique to simultaneously measure the size and velocity particles. These particles can be droplets, bubbles or solid particles, as typically occur in sprays, liquid atomization, bubbly two-phase flows and multiphase flows.

PDPA systems are used in a wide variety of disciplines around the world. Following is just a few examples of areas where TSI PDPA systems have been used:

1. **Combustion research:** Measurement of fuel droplets.
2. **Aircraft icing research:** Measurement of water and ice drops and their affect on aircraft
3. **Ink-jet printer development:** Improve performance of ink-jet printers. Both size of drops and the trajectories of drops being fired are measured.
4. **Basic industrial sprays research:** PDPA is used to characterize various chemicals that are atomized (pesticides, petrochemicals, etc.).
5. **Spray drying:** Used in pharmaceutical and food applications.
6. **Characterization of Metered Dose Inhalers (MDI's):** Characterize the size and velocity of droplets produced by medical inhalers.
7. **Paint sprays:** Characterization of drop size distributions

A fiber based laser measurement TSI Inc. Phase Doppler Particle Analyzer/Laser Doppler Velocimeter (TSI PDPA/LDV) system was used for the measurements. It contains the following major components (shown on Figure 1):

- Laser light source - the system is integrated by Ar-laser (2017 model).
- Light separation optics - Fiberlight Multi-color Beam Separator generates the laser beams needed for two- or three-component PDPA systems and couples the laser light into the transmitting optics for delivery to the measuring volume.
- Light transmitting optics
- Light collecting optics - Fiberoptic Receivers have several unique features that make them ideal for particle size and velocity measurements. By utilizing a fiber bundle instead of individual fibers for light collection, the TSI Fiberoptic Receivers are easy to align and provide high optical efficiency. Integration of the calibration diode light back through the receiver provides an optimum phase calibration for ensuring the accuracy of particle size measurements.
- Photodetectors - Photodetector Module (PDM) system combines an enhanced scattered light separation unit with high performance photomultiplier tubes and initial signal conditioning electronics. The PDM is optimized for high dynamic range and is software controlled.
- Signal processing electronics - Flow and Size Analyzer (FSA) processors are the fastest, most accurate ever developed for PDPA applications. Utilizing a firmware based approach and two powerful digital processing techniques, FSA processors are optimized for different PDPA applications. Data transfer is done via the FireWire (IEEE 1394) standard interface
- External data input devices - A compact multi-channel interface that lets combine pressure, temperature or similar analog or digital data with the velocity measurements. For periodic or pulsatile flows, the device also may collect encoder or phase angle information for phase-locked data acquisition and analysis.
- Computer - Systems run on Windows based PC computer, through the FireWire communication interface.
- Software - FlowSizer Data Acquisition and Analysis Software is used for set-up, control and operation of PDPA systems.

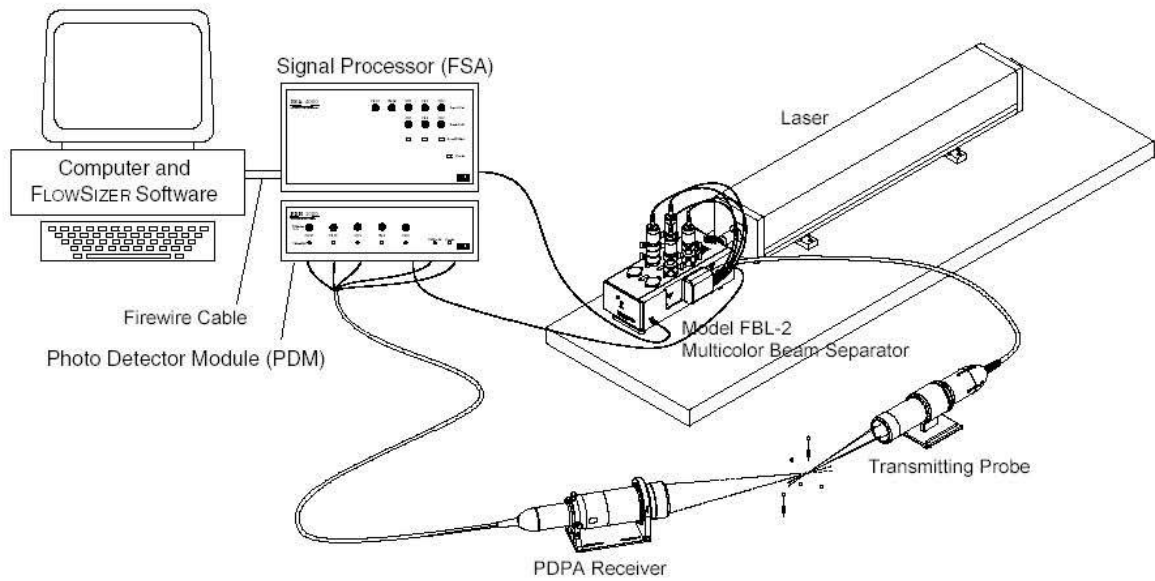


Figure 1 TSI PDPA/LDV system

Major measured parameters

Velocity Statistics provides the **mean** and the **root-mean-square (RMS)** values of velocity for each component. The **turbulence intensity** is the ratio of RMS to mean velocity expressed in percent. The system measures two components of velocity, vertical and horizontal. Its combination with X, Y, Z-traverse system yields a unique capability to execute measurements of radial and tangential component velocity of droplets in spray.

Velocity Mean (m/s): The average velocity value of all the velocities measured

$$\bar{V} = \frac{\sum_{i=1}^n V_i}{n}$$

V_i = Velocity for i -particle,

n = number of particles.

Velocity RMS (m/s): Standard deviation of the velocities measured

$$V_{RMS} = \sqrt{\frac{\sum_{i=1}^n (V_i - \bar{V})^2}{n-1}}$$

The **diameter statistics** consist of various mean diameters, i.e., number mean D_{10} , surface mean D_{20} , volume mean D_{30} , Sauter mean D_{32} and D_{43} . The following general definition applies to all of the above mean diameters:

$$D_{mn} = \left(\frac{\sum D^m}{\sum D^n} \right)^{\frac{1}{m-n}}$$

Example: D_{32} (um) or the Sauter Mean Diameter (SMD):

$$D_{32} = \frac{\sum_{i=1}^n D_i^3}{\sum_{i=1}^n D_i^2}$$

D_i = diameter of i -particle,

n = number of particles.

In Table 1 the particle diameter measurement range (in the Technion's systems), depending on lens focal lengths of transmitter and receiver units and at different refraction index values, N , presented.

Table 1 Range of measured droplet diameter by PDPA system

Ar-laser, 514.5 nm		Water droplets, $n = 1.332$	
TR260-X10 Transmitter	RV2070 Receiver	Min. Diameter	Max. Diameter
Lens focal length, mm	Lens focal length, mm	um	um
500	500	0.8	350

Measurement results

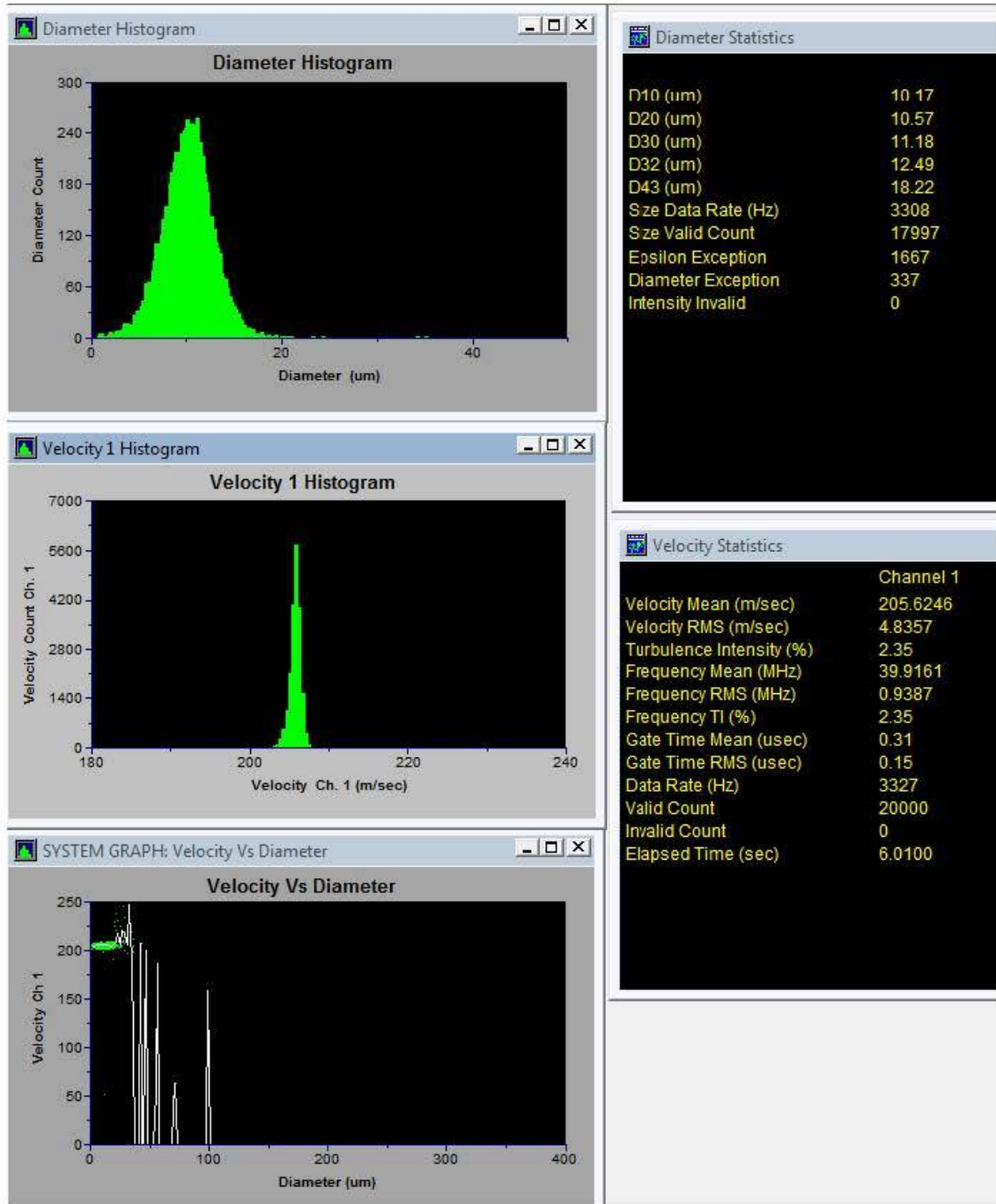
Measuring the sizes and mean velocity of the droplets were performed on the axis of the water jet at distance $H = 10$ mm and 20 mm from the nozzle. 20,000 droplets were measured at each point. Measurement results are presented in Figures and Table 2.

Note

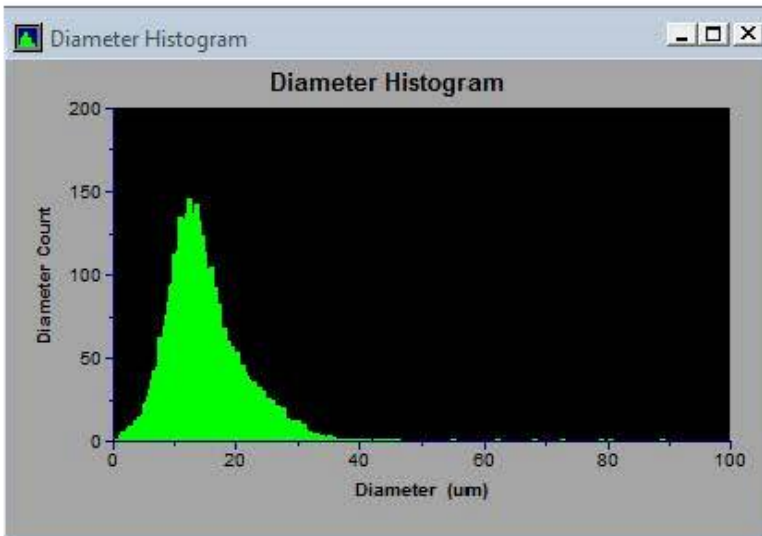
It should be indicated that the velocity field in the volume of the spray is highly turbulent and 3 dimensional.

The size and velocity histogram represents the information collected at a specific point downstream of the nozzle. The size histogram represents the global histogram of about 20,000 droplets of a wide diameter range and the velocity histogram represents the global histogram of all droplets of all size ranges at the specific location. However, each size group of the droplets has its own mean and RMS velocity values. These can be seen through the chart displaying the size to velocity correlation.

1. JP1-N23 handpiece, JetPeel device, air pressure ~95psi

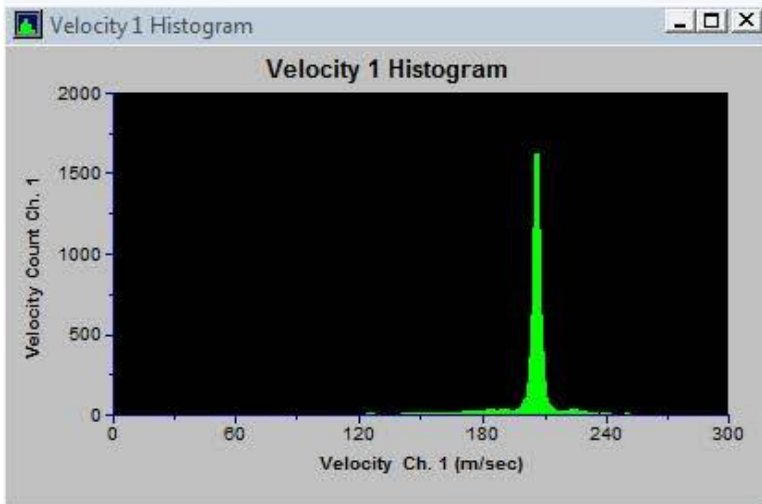


Run 11, H = 10mm



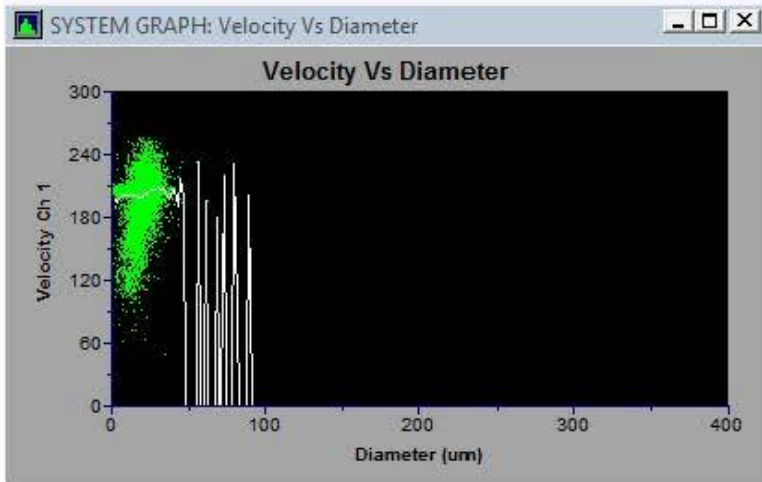
Diameter Statistics

D10 (um)	14.69
D20 (um)	15.81
D30 (um)	17.03
D32 (um)	19.74
D43 (um)	23.54
Size Data Rate (Hz)	1268
Size Valid Count	17826
Epsilon Exception	2177
Diameter Exception	305
Intensity Invalid	0

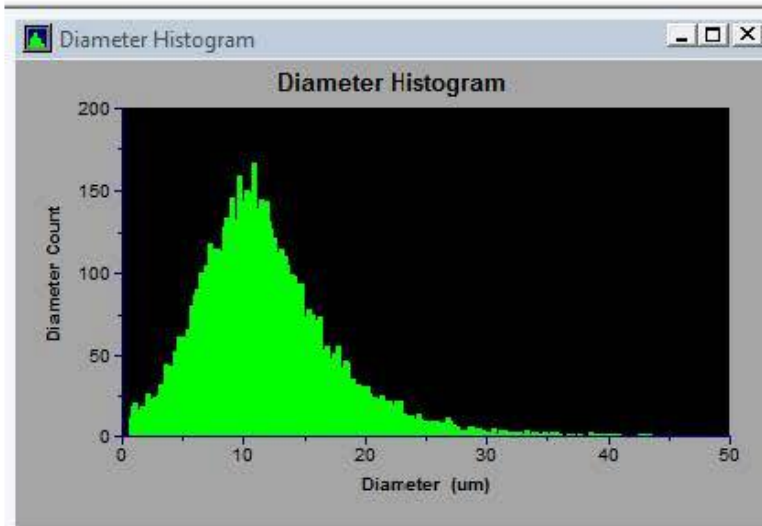


Velocity Statistics

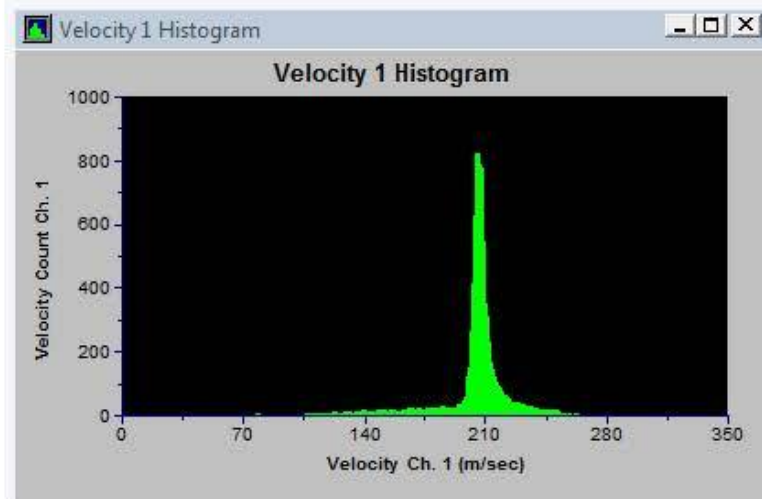
	Channel 1
Velocity Mean (m/sec)	202.1826
Velocity RMS (m/sec)	16.8849
Turbulence Intensity (%)	8.35
Frequency Mean (MHz)	39.2479
Frequency RMS (MHz)	3.2777
Frequency TI (%)	8.35
Gate Time Mean (usec)	0.29
Gate Time RMS (usec)	0.13
Data Rate (Hz)	1273
Valid Count	17826
Invalid Count	0
Elapsed Time (sec)	15.9411



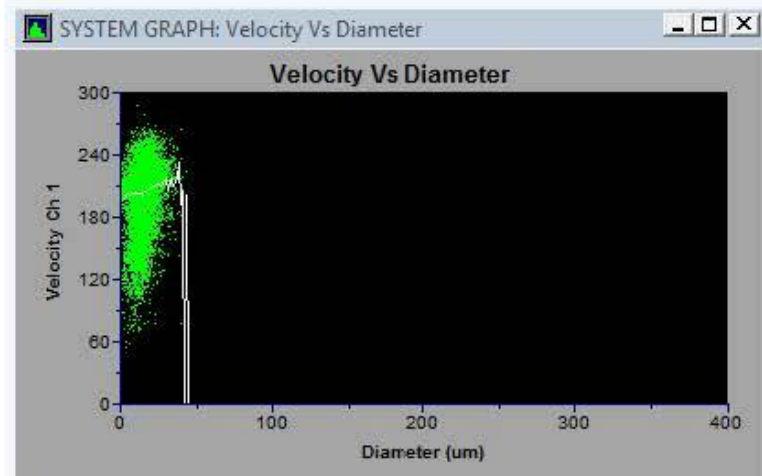
Run 10, H = 20nm



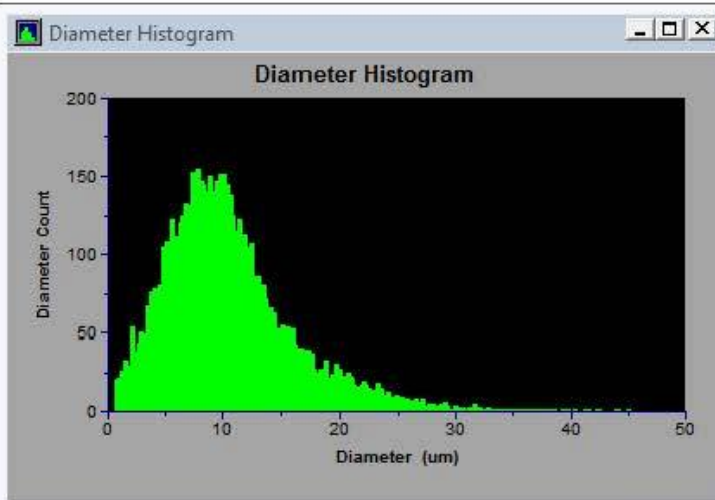
Diameter Statistics	
D10 (um)	11.64
D20 (um)	12.81
D30 (um)	13.98
D32 (um)	16.65
D43 (um)	19.42
Size Data Rate (Hz)	3009
Size Valid Count	18802
Epsilon Exception	719
Diameter Exception	480
Intensity Invalid	0



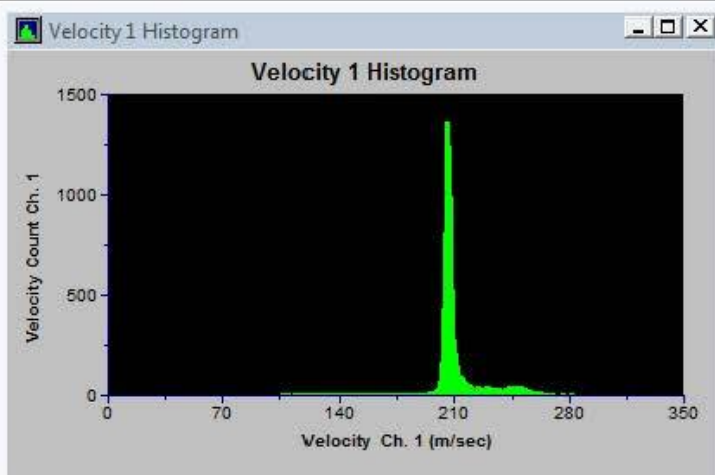
Velocity Statistics	
	Channel 1
Velocity Mean (m/sec)	203.7177
Velocity RMS (m/sec)	21.4965
Turbulence Intensity (%)	10.55
Frequency Mean (MHz)	39.5459
Frequency RMS (MHz)	4.1729
Frequency TI (%)	10.55
Gate Time Mean (usec)	0.19
Gate Time RMS (usec)	0.09
Data Rate (Hz)	3013
Valid Count	20000
Invalid Count	0
Elapsed Time (sec)	6.6370



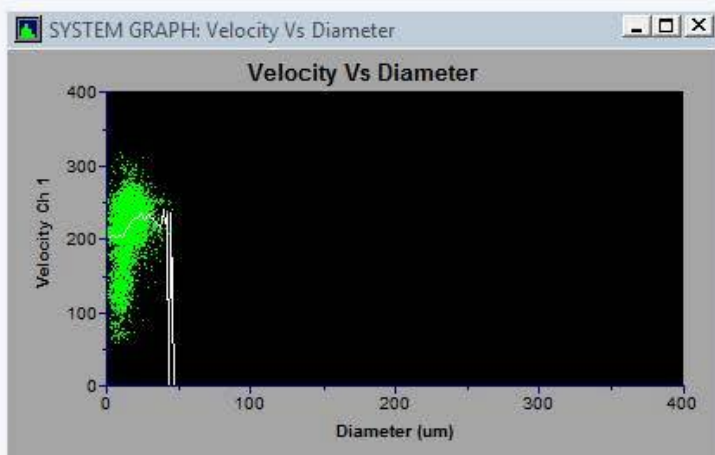
Run 28, H=10mm, glycolic acid 5% (n = 1.424). In experiment n = 1.33.



Diameter Statistics	
D10 (um)	10.45
D20 (um)	11.78
D30 (um)	13.15
D32 (um)	16.36
D43 (um)	19.69
Size Data Rate (Hz)	1827
Size Valid Count	18537
Epsilon Exception	770
Diameter Exception	694
Intensity Invalid	0



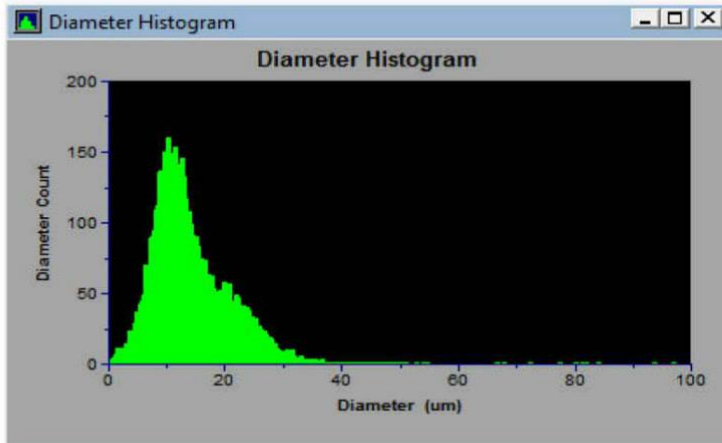
Velocity Statistics	
	Channel 1
Velocity Mean (m/sec)	209.1499
Velocity RMS (m/sec)	23.7740
Turbulence Intensity (%)	11.37
Frequency Mean (MHz)	40.6004
Frequency RMS (MHz)	4.6150
Frequency TI (%)	11.37
Gate Time Mean (usec)	0.18
Gate Time RMS (usec)	0.10
Data Rate (Hz)	1831
Valid Count	20000
Invalid Count	0
Elapsed Time (sec)	10.9227



Run 29, H = 20mm, glycolic acid 5% (n = 1.424). In experiment n = 1.33.

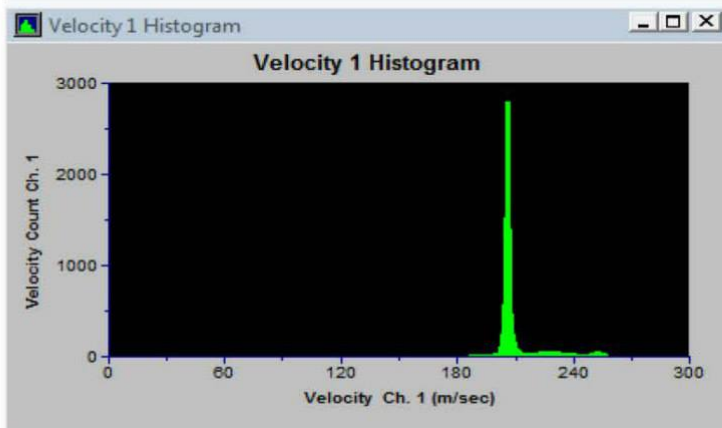
2. JP1-N01 handpiece, JetPeel device, air pressure ~95psi

A) The laser control volume is located in the plane of three nozzles



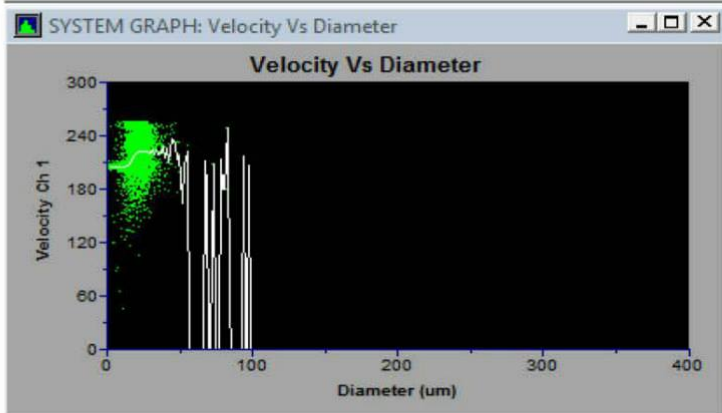
Diameter Statistics

D10 (um)	13.90
D20 (um)	15.32
D30 (um)	16.89
D32 (um)	20.54
D43 (um)	26.12
Size Data Rate (Hz)	777
Size Valid Count	20000
Epsilon Exception	3824
Diameter Exception	604
Intensity Invalid	0

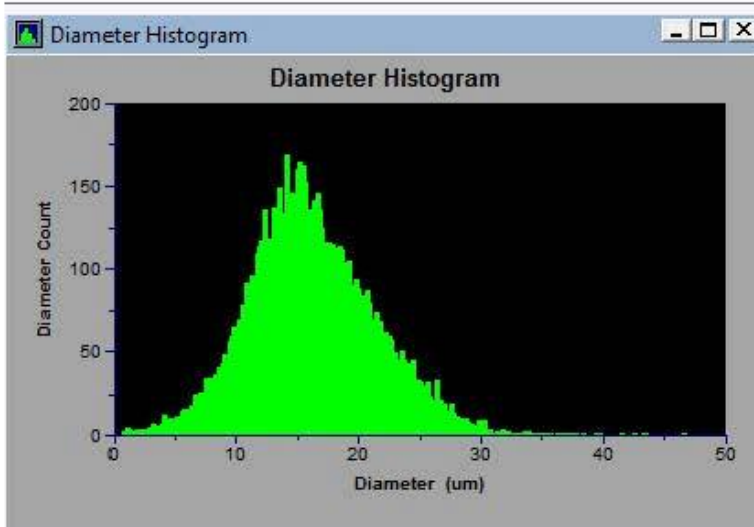


Velocity Statistics

	Channel 1
Velocity Mean (m/sec)	210.3157
Velocity RMS (m/sec)	13.4334
Turbulence Intensity (%)	6.39
Frequency Mean (MHz)	40.8267
Frequency RMS (MHz)	2.6077
Frequency TI (%)	6.39
Gate Time Mean (usec)	0.26
Gate Time RMS (usec)	0.11
Data Rate (Hz)	781
Valid Count	20000
Invalid Count	0
Elapsed Time (sec)	38.4012

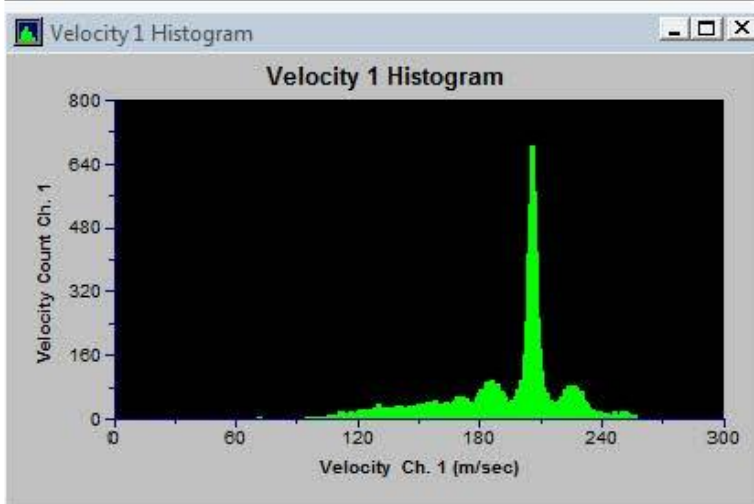


Run 14, H = 10mm



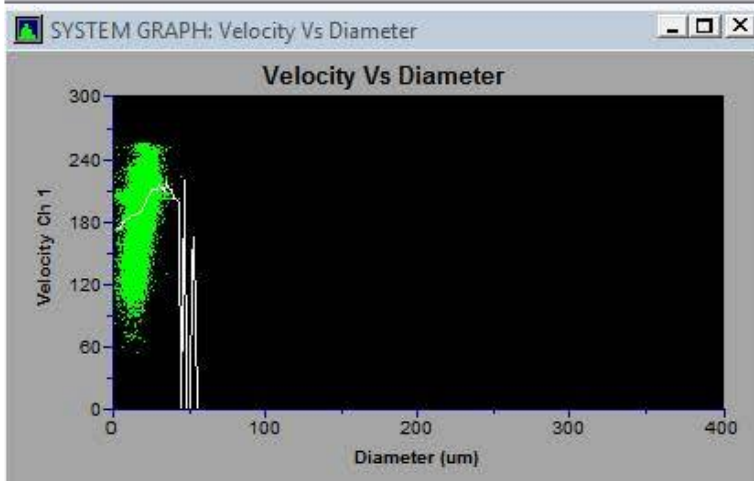
Diameter Statistics

D10 (um)	16.15
D20 (um)	16.94
D30 (um)	17.67
D32 (um)	19.24
D43 (um)	20.69
Size Data Rate (Hz)	1714
Size Valid Count	20000
Epsilon Exception	3659
Diameter Exception	342
Intensity Invalid	0



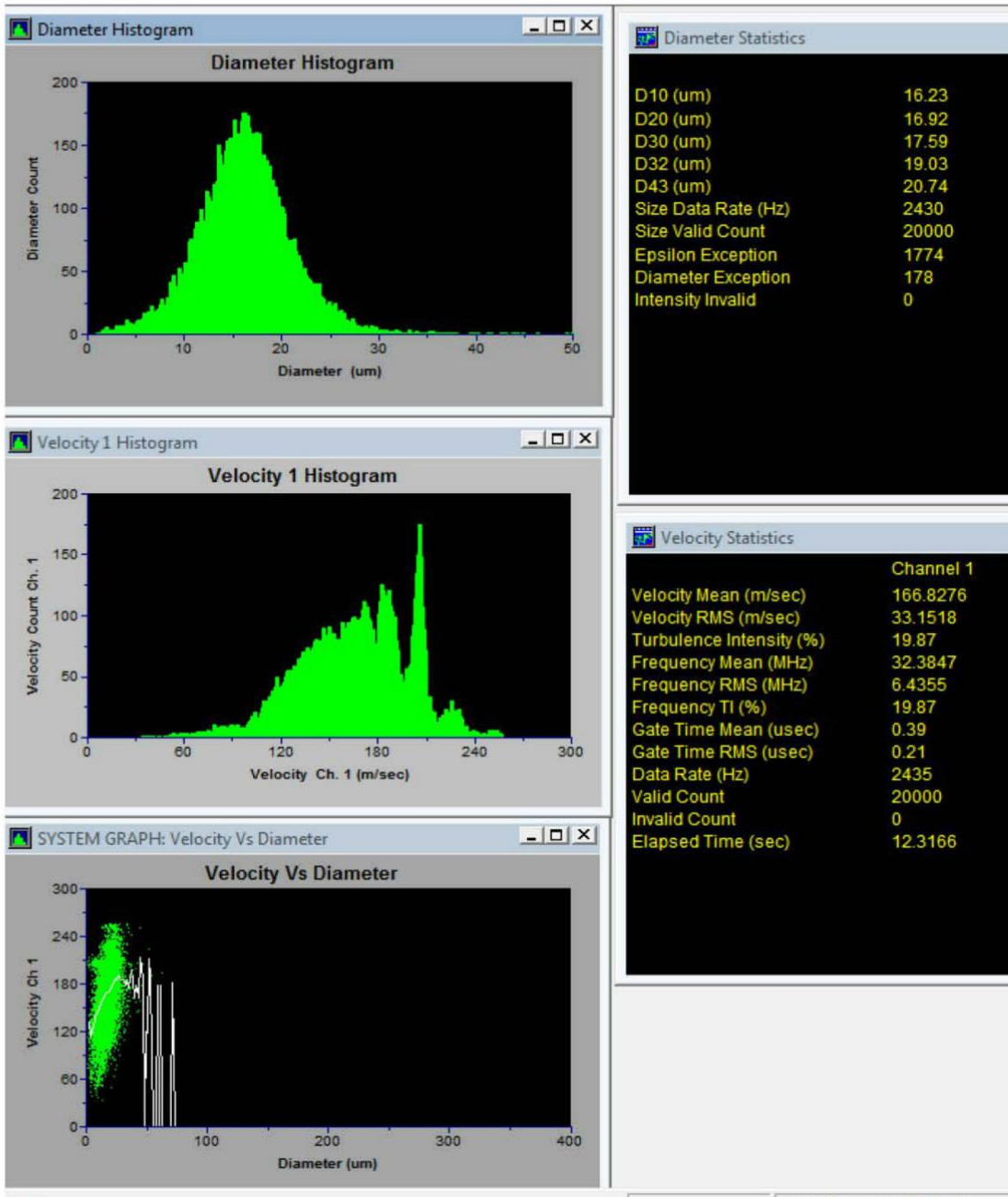

Velocity Statistics

Channel 1	
Velocity Mean (m/sec)	192.5591
Velocity RMS (m/sec)	30.0616
Turbulence Intensity (%)	15.61
Frequency Mean (MHz)	37.3798
Frequency RMS (MHz)	5.8356
Frequency TI (%)	15.61
Gate Time Mean (usec)	0.30
Gate Time RMS (usec)	0.14
Data Rate (Hz)	1721
Valid Count	20000
Invalid Count	0
Elapsed Time (sec)	17.4243

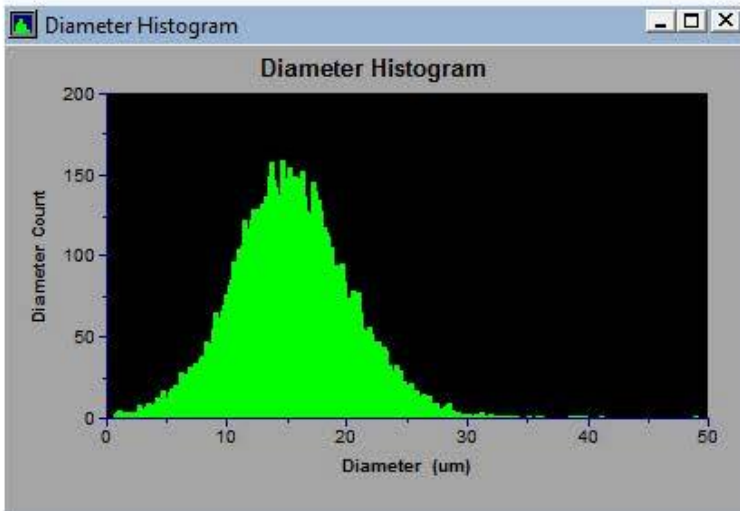


Run 13, H = 20nm

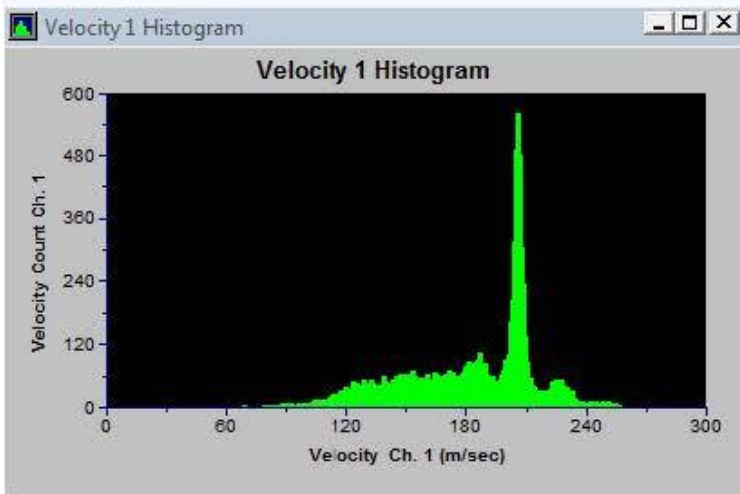
B) The laser control volume is located perpendicular to the plane of three nozzles



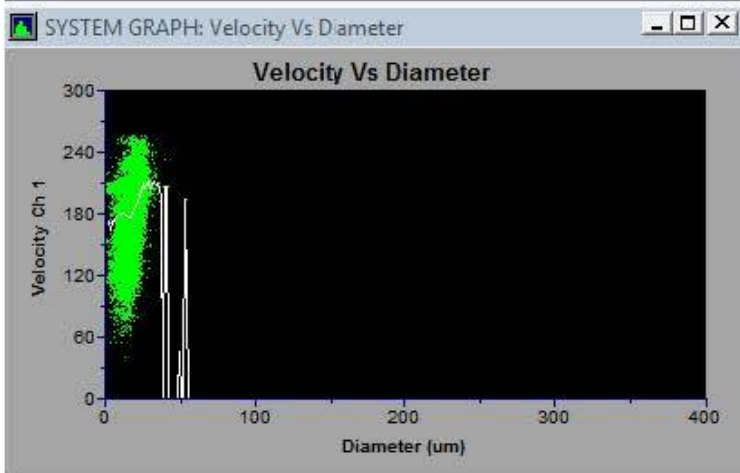
Run15, H = 10mm



Diameter Statistics	
D10 (um)	15.33
D20 (um)	16.05
D30 (um)	16.71
D32 (um)	18.12
D43 (um)	19.40
Size Data Rate (Hz)	2586
Size Valid Count	20000
Epsilon Exception	2832
Diameter Exception	248
Intensity Invalid	0

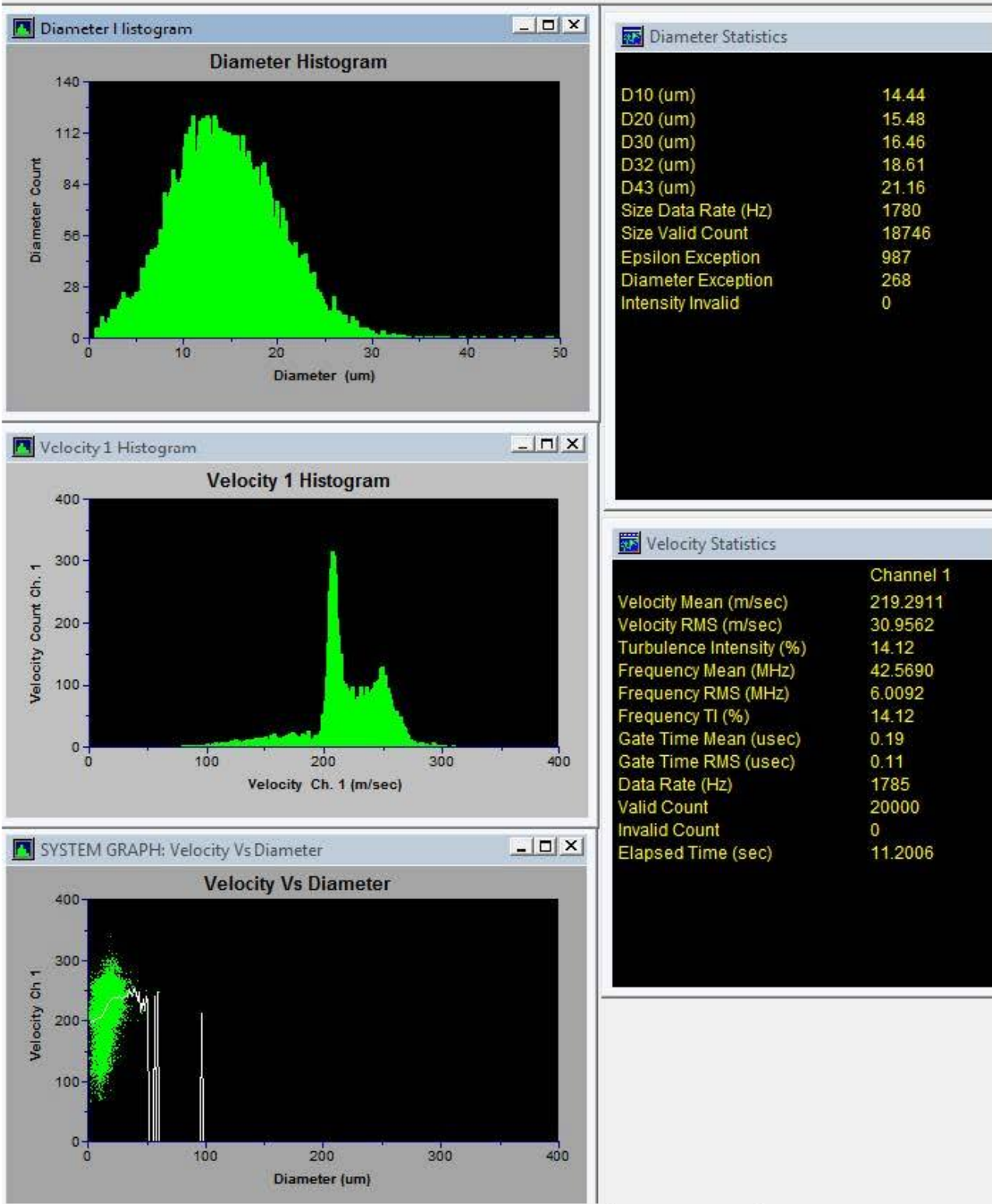


Velocity Statistics	
	Channel 1
Velocity Mean (m/sec)	182.1723
Velocity RMS (m/sec)	33.0805
Turbulence Intensity (%)	18.16
Frequency Mean (MHz)	35.3635
Frequency RMS (MHz)	6.4216
Frequency TI (%)	18.16
Gate Time Mean (usec)	0.32
Gate Time RMS (usec)	0.17
Data Rate (Hz)	2594
Valid Count	20000
Invalid Count	0
Elapsed Time (sec)	11.5650

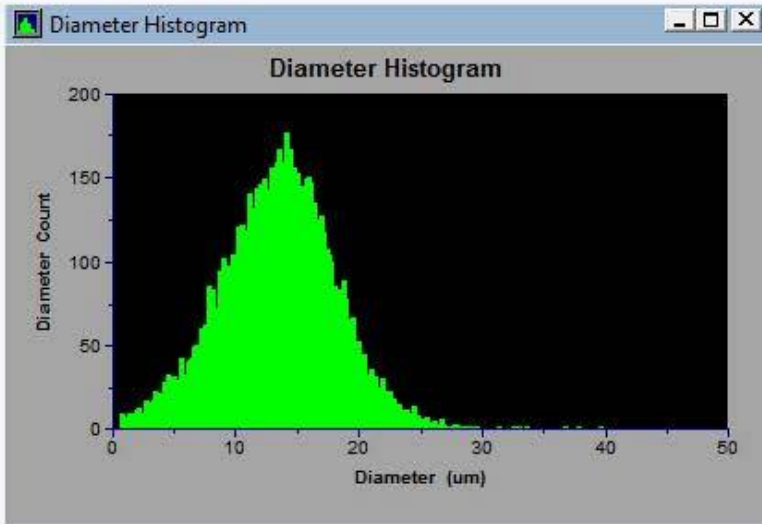


Run 17, H = 20mm

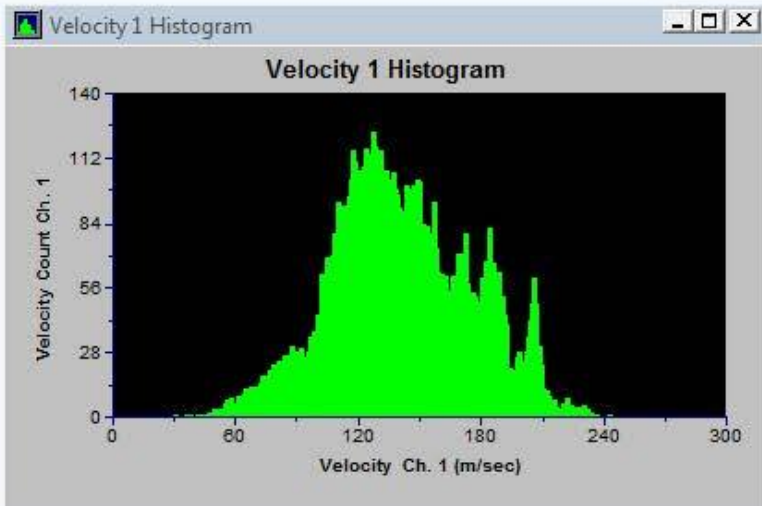
3. JP1-N05 handpiece, JetPeel device, air pressure ~95psi



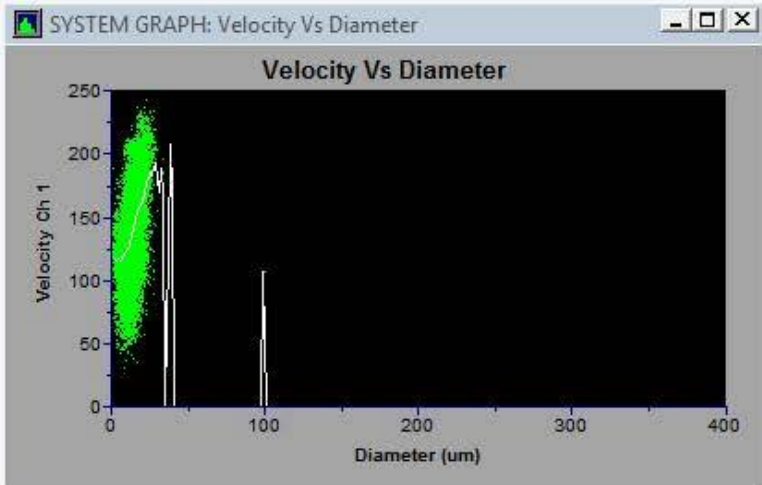
Run 23, H = 10nm



Diameter Statistics	
D10 (um)	13.41
D20 (um)	14.14
D30 (um)	14.81
D32 (um)	16.26
D43 (um)	18.34
Size Data Rate (Hz)	7405
Size Valid Count	20000
Epsilon Exception	2015
Diameter Exception	349
Intensity Invalid	0

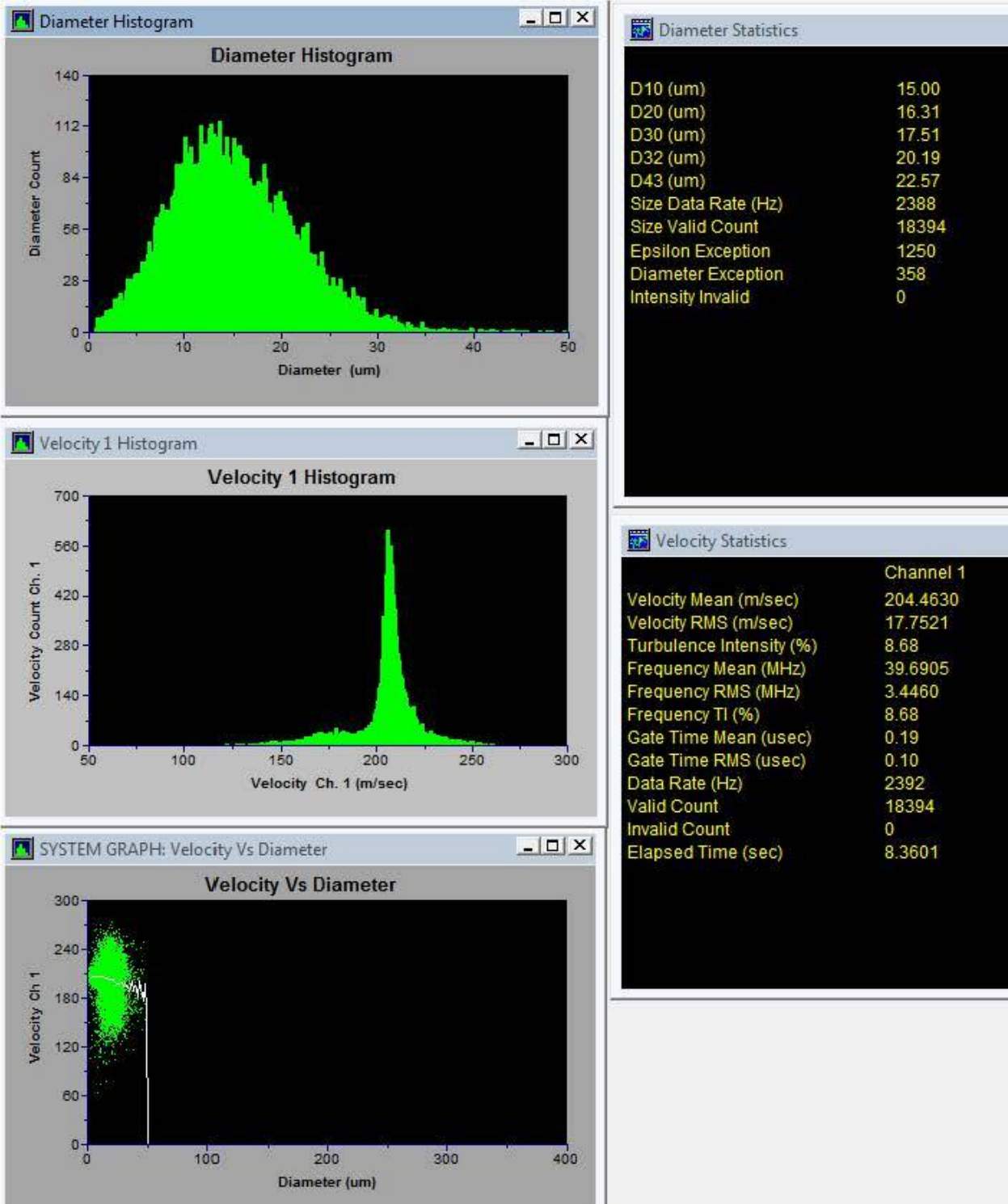


Velocity Statistics	
Channel 1	
Velocity Mean (m/sec)	140.9331
Velocity RMS (m/sec)	33.2961
Turbulence Intensity (%)	23.63
Frequency Mean (MHz)	27.3581
Frequency RMS (MHz)	6.4635
Frequency TI (%)	23.63
Gate Time Mean (usec)	0.45
Gate Time RMS (usec)	0.28
Data Rate (Hz)	7416
Valid Count	20000
Invalid Count	0
Elapsed Time (sec)	3.5196

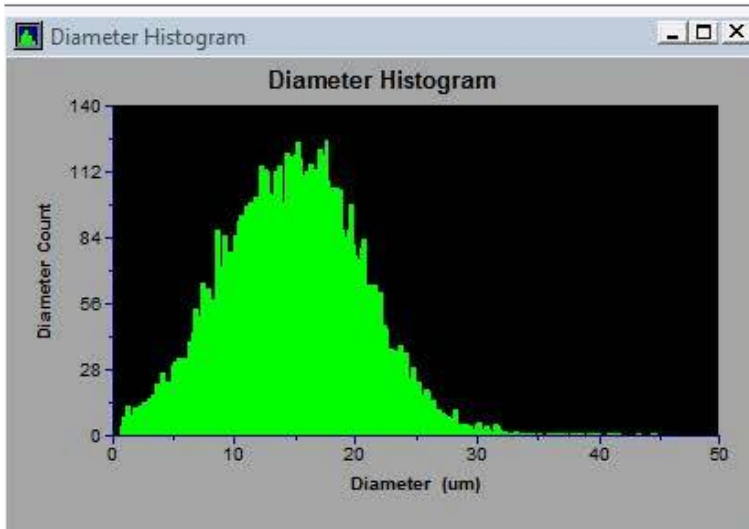


Run 19, H = 20mm

4. JND-011 Jetox-ND The cleansing and debridement system, air pressure ~50psi

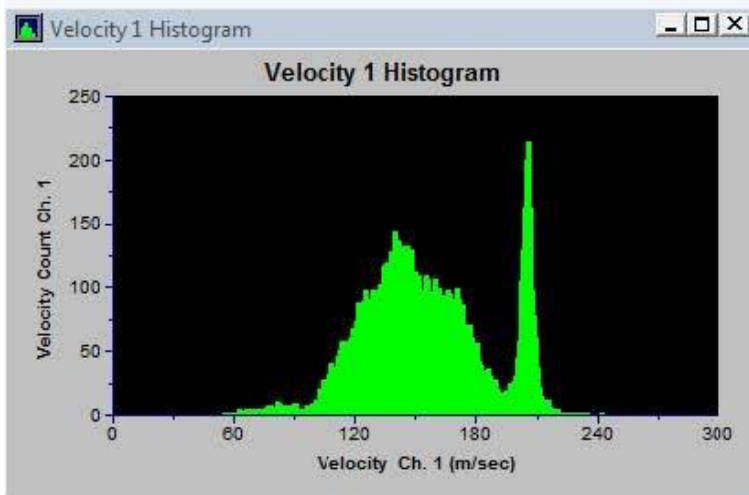


Run 25, H = 10mm



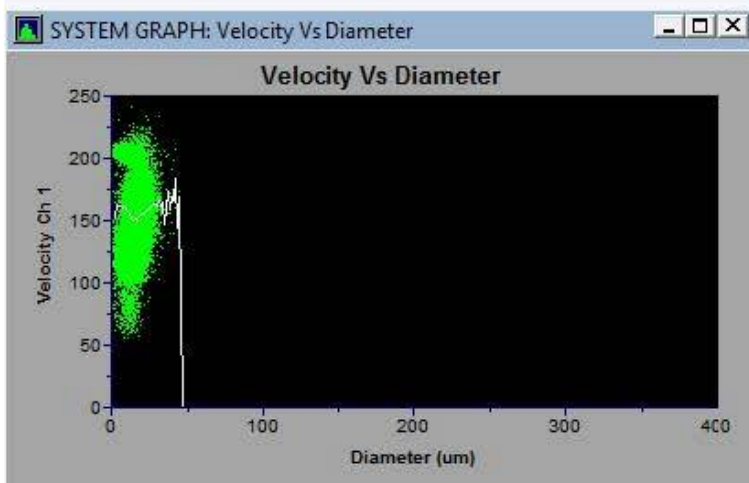
Diameter Statistics

D10 (um)	14.89
D20 (um)	15.87
D30 (um)	16.72
D32 (um)	18.56
D43 (um)	20.03
Size Data Rate (Hz)	2762
Size Valid Count	18939
Epsilon Exception	776
Diameter Exception	285
Intensity Invalid	0



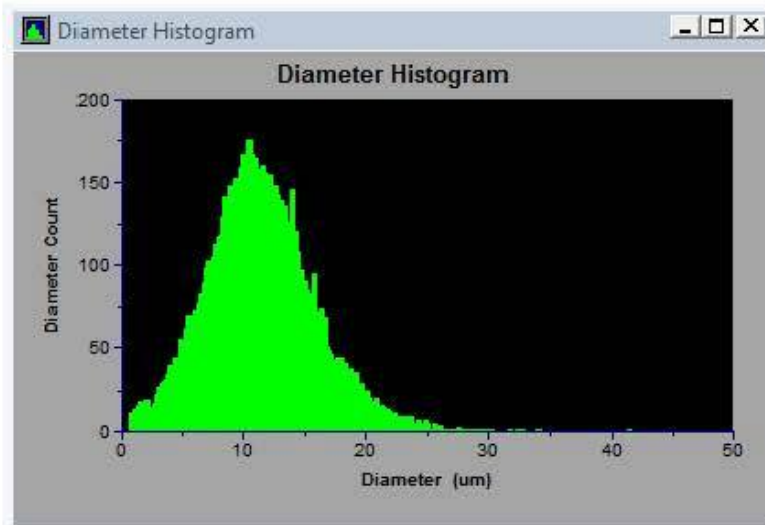
Velocity Statistics

Channel 1	
Velocity Mean (m/sec)	155.0742
Velocity RMS (m/sec)	30.5723
Turbulence Intensity (%)	19.71
Frequency Mean (MHz)	30.1032
Frequency RMS (MHz)	5.9347
Frequency TI (%)	19.71
Gate Time Mean (usec)	0.27
Gate Time RMS (usec)	0.15
Data Rate (Hz)	2768
Valid Count	20000
Invalid Count	0
Elapsed Time (sec)	7.2235

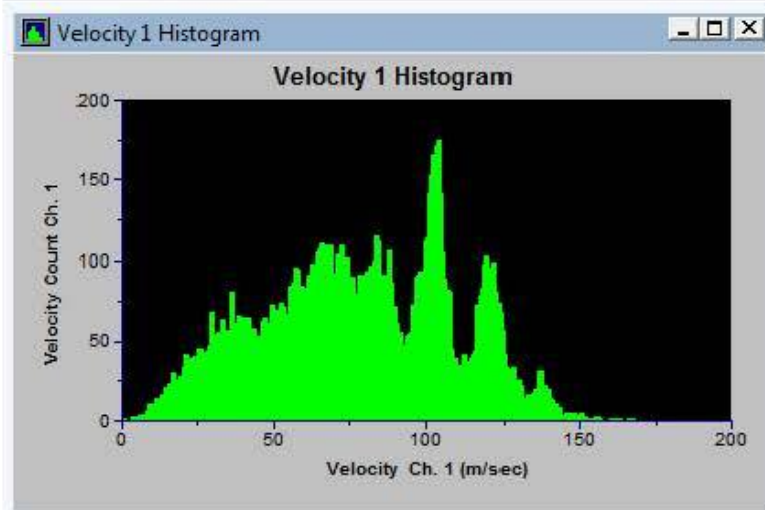


Run 24, H = 20mm

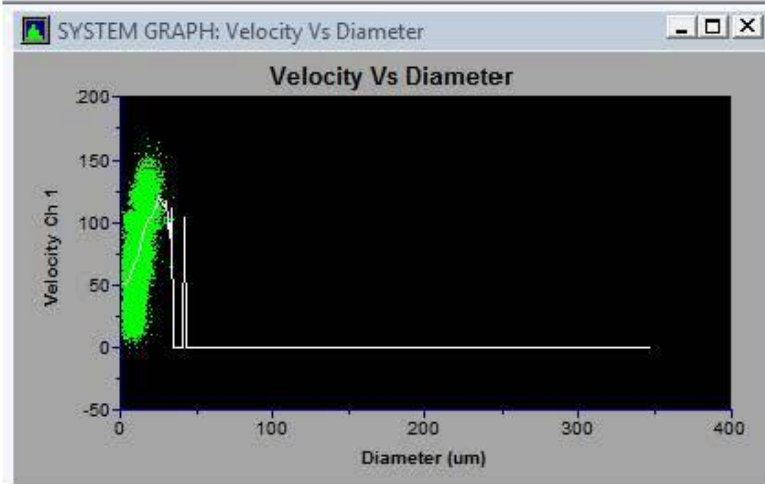
5. MJT-250 MedJet Irrigator, air pressure ~50psi



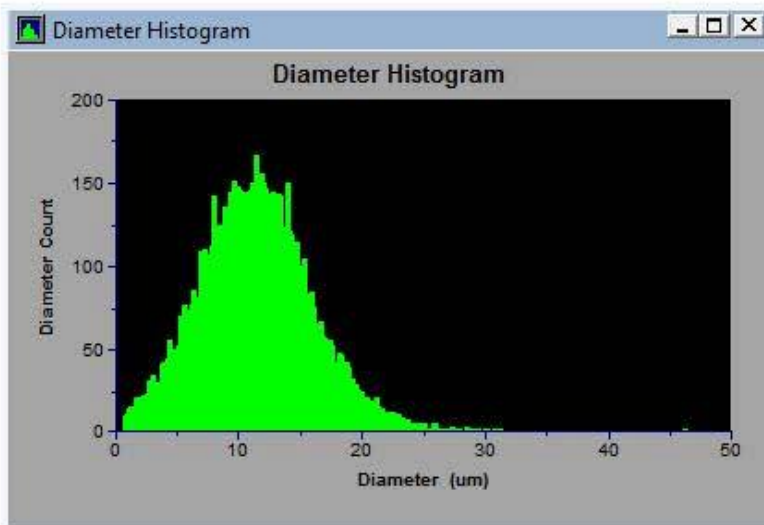
Diameter Statistics	
D10 (um)	11.42
D20 (um)	12.22
D30 (um)	12.95
D32 (um)	14.56
D43 (um)	16.01
Size Data Rate (Hz)	14333
Size Valid Count	19279
Epsilon Exception	411
Diameter Exception	310
Intensity Invalid	0



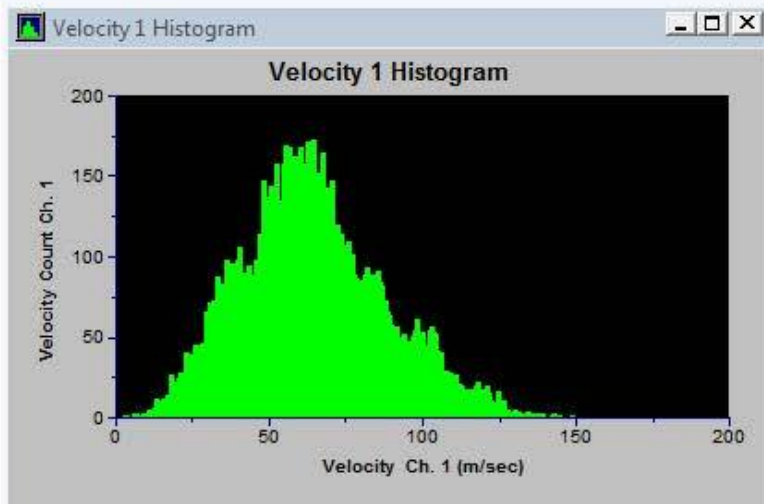
Velocity Statistics	
	Channel 1
Velocity Mean (m/sec)	77.4971
Velocity RMS (m/sec)	30.8230
Turbulence Intensity (%)	39.77
Frequency Mean (MHz)	25.0438
Frequency RMS (MHz)	5.9834
Frequency TI (%)	23.89
Gate Time Mean (usec)	0.78
Gate Time RMS (usec)	0.72
Data Rate (Hz)	14392
Valid Count	20000
Invalid Count	0
Elapsed Time (sec)	1.3897



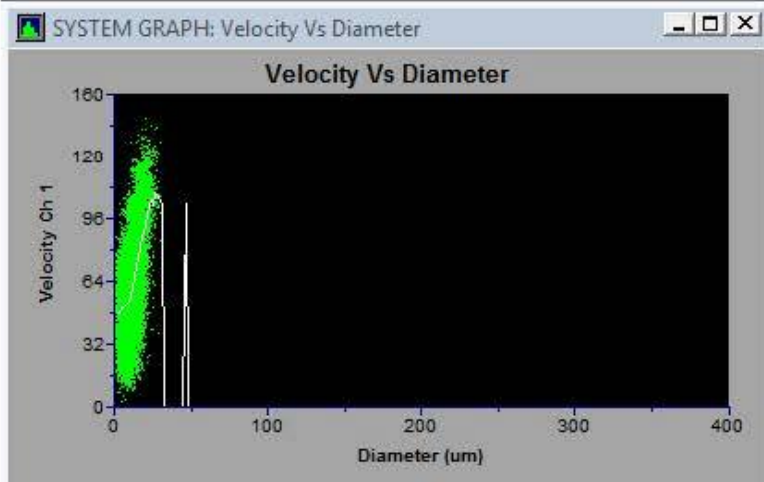
Run 34, H = 10mm



Diameter Statistics	
D10 (um)	11.35
D20 (um)	12.20
D30 (um)	12.94
D32 (um)	14.57
D43 (um)	15.93
Size Data Rate (Hz)	24142
Size Valid Count	19273
Epsilon Exception	365
Diameter Exception	363
Intensity Invalid	0



Velocity Statistics	
Channel 1	
Velocity Mean (m/sec)	63.9067
Velocity RMS (m/sec)	22.9355
Turbulence Intensity (%)	35.89
Frequency Mean (MHz)	22.4056
Frequency RMS (MHz)	4.4523
Frequency TI (%)	19.87
Gate Time Mean (usec)	0.94
Gate Time RMS (usec)	0.82
Data Rate (Hz)	24180
Valid Count	20000
Invalid Count	0
Elapsed Time (sec)	0.8271



Run 33, H = 20mm

Table 2 Spray parameters for different nozzles

		Nozzle	Liquid	H, mm	Run	D10, um	D32, um	Vel. Mean, m/s	Velocity RMS (m/s)
1	1	JP1-N23	Water	10	11	10.17	12.49	205.6	4.8
2		JP1-N23	Water	20	10	14.69	19.74	202.2	16.9
3		JP1-N23	glycolic acid 5%	10	28	11.64	16.65	203.7	21.5
4		JP1-N23	glycolic acid 5%	20	29	10.45	16.36	209.1	23.8
5	2	JP1-N01, parallel	Water	10	14	13.90	20.54	210.3	13.4
6		JP1-N01, parallel	Water	20	13	16.15	19.24	192.6	30.1
7		JP1-N01, perpendicular	Water	10	15	16.23	19.03	166.8	33.1
8		JP1-N01, perpendicular	Water	20	17	15.33	18.12	182.2	33.1
9	3	JP1-N05	Water	10	23	14.44	18.66	219.3	30.9
10		JP1-N05	Water	20	19	13.41	16.26	140.9	33.3
11	4	JND-011 Jetox- ND	Water	10	25	15.00	20.19	204.5	17.7
12		JND-011 Jetox- ND	Water	20	24	14.89	18.56	155.1	30.6
13	5	MJT-250 MedJet	Water	10	34	11.42	14.56	77.5	30.8
14		MJT-250 MedJet	Water	20	33	11.35	14.57	63.9	22.9